



***Rumson-Fair Haven
Regional High School***

**NJGPA Administration
Results-Spring 2025**

Board of Education Meeting
August 12, 2025



New Jersey Graduation Proficiency Assessment (NJGPA): Overview & Administration




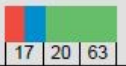














- Requirement for Class of '26 Graduation Requirement
- Designed to measure the extent to which students are graduation-ready in ELA and Math
 - ELA-aligned to grade 10 standards with a focus on writing effectively when analyzing text
 - Math-aligned to Algebra I and Geometry standards with a focus on applying skills and concepts and understanding multi-step problems that require abstract reasoning and modeling real-world problems, precision, perseverance, and strategic use of tools
- Students demonstrate their acquired skills and knowledge by answering selected-response items, constructed response items, and technology-enhanced questions.
- Administered to all 11th Graders on Monday, March 10th and Tuesday, March 11th

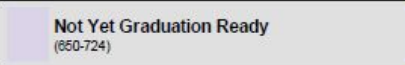






RFH's NJGPA Results-ELA (Spring 2025)

ELA Result Summary	# Scores	RFH %	State %
Graduation Ready	205	97.6%	80.7%
Not Yet Graduation Ready	5	2.4%	19.3%
Total:	210		

2025 ELA Scores (650-850)	
RFH Average	804
State Average	768

PERFORMANCE DISTRIBUTION BY %	NUMBER OF STUDENTS	ELA AVG OVERALL SCORE	AVG SCORE	LITERARY	READING* INFORMATION	VOCABULARY	AVG SCORE	WRITTEN* EXPRESSION	WRITING* CONVENTIONS
STATE 	102,406	768	56				39		
DISTRICT 	210	804	70				47		
RUMSON-FAIR HAVEN REGIONAL HIGH SCHOOL 	210	804	70				47		

 Not Yet Graduation Ready (650-724)	 Graduation Ready (725-850)	 Not Yet	 At or Near	 Above
---	---	--	---	--

RFH's NJGPA Results- ELA Detailed (Spring 2025)

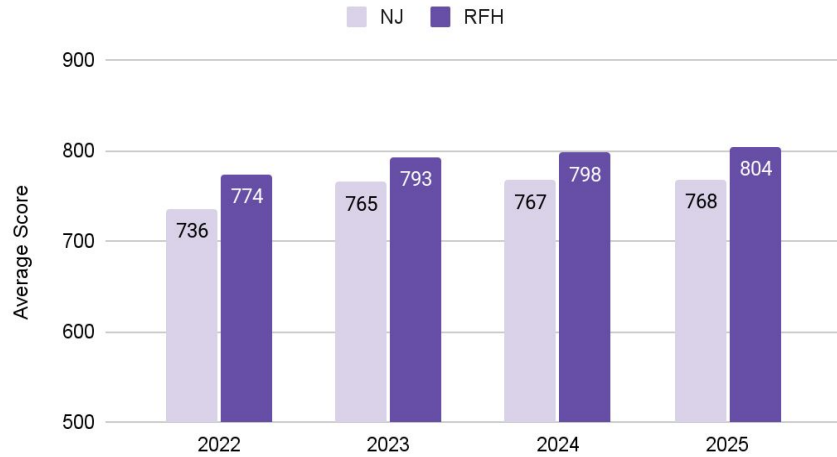
ELA Result Summary	# Scores	RFH %	State %	IEP-Yes #	IEP-Yes %	IEP-No #	IEP-No %	504 #	504 %	Female #	Female %	Male #	Male %
Graduation Ready	205	97.6%	80.7%	24	85.7%	181	99.5%	41	97.6%	97	99.0%	108	96.4%
Not Yet Graduation Ready	5	2.4%	19.3%	4	14.3%	1	0.5%	1	2.4%	1	1.0%	4	3.6%
Total:	210			28		182		42		98		112	

ELA Result Summary	Hispanic or Latino #	Hispanic or Latino %	Asian #, %	Black or African-American #, %	White #	White %	2+ Races #, %
Graduation Ready	14	100%	*	*	176	97.20%	*
Not Yet Graduation Ready	0	0%	*	*	5	2.80%	*
Total:	14				181		

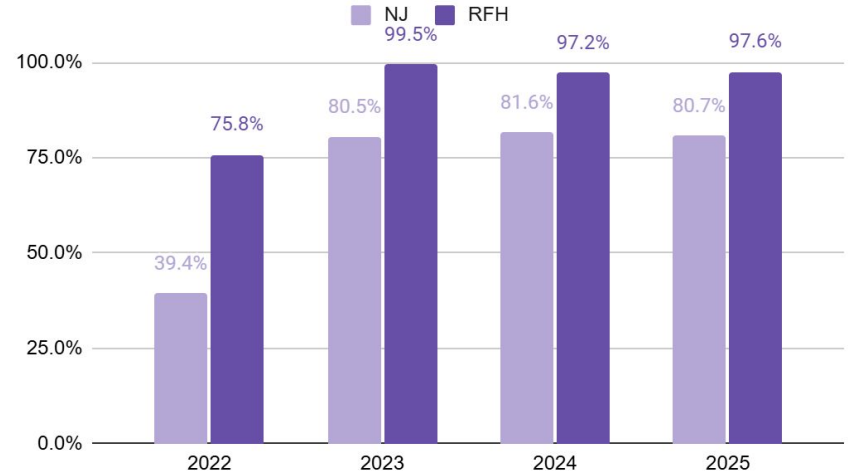
ELA	
Scores (650-850)	
State Average	768
RFH Average	804
IEP Yes Average	764
IEP No Average	810
504 Average	804
Female Average	807
Male Average	801
Non-Binary/Undesignated	-

RFH's NJGPA Results-ELA Historical (Spring 2025)

ELA NJGPA: RFH vs. NJ



ELA Graduation Ready %: RFH and NJ



RFH's NJGPA Results-Math (Spring 2025)



Mathematics Result Summary	# Scores	RFH %	State %
Graduation Ready	194	92.4%	58.0%
Not Yet Graduation Ready	16	7.6%	42.0%
Total:	210		

2025 NJGPA Math Scores (650-850)	
RFH Average	768
State Average	736

PERFORMANCE DISTRIBUTION BY %	NUMBER OF STUDENTS	MATH AVG OVERALL SCORE	MAJOR CONTENT	SUPPORTING CONTENT	REASONING	MODELING
STATE 	102,910	736				
DISTRICT 	210	768				
RUMSON-FAIR HAVEN REGIONAL HIGH SCHOOL 	210	768				

Not Yet Graduation Ready
(650-724)

Graduation Ready
(725-850)

! Not Yet

↔ At or Near

✓ Above

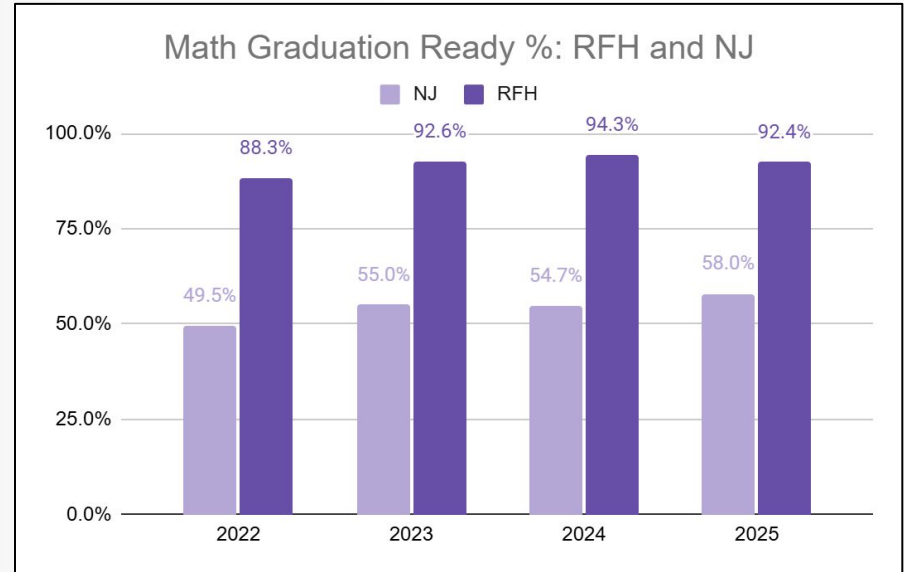
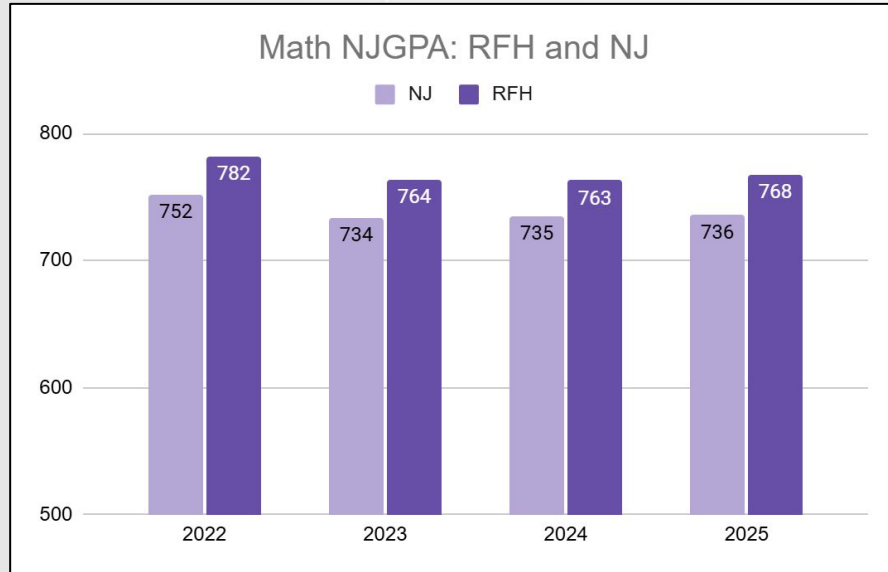
RFH's NJGPA Results- Math Detailed (Spring 2025)

Math Result Summary	# Scores	RFH %	State %	IEP-Yes #	IEP-Yes %	IEP-No #	IEP-No %	504 #	504 %	Female #	Female %	Male #	Male %
Graduation Ready	194	92.4%	58.0%	18	64.3%	176	96.7%	39	92.9%	89	90.8%	105	93.8%
Not Yet Graduation Ready	16	7.6%	42.0%	10	35.7%	6	3.3%	3	7.1%	9	9.2%	7	6.3%
Total:	210			28		182		42		98		112	

Math Result Summary	Hispanic or Latino #	Hispanic or Latino %	Asian #, %	Black or African-American #, %	White #	White %	2+ Races #, %
Graduation Ready	13	93%	*	*	171	94.48%	*
Not Yet Graduation Ready	1	7%	*	*	10	5.52%	*
Total:	14				181		

Mathematics	
Scores (650-850)	
State Average	736
RFH Average	768
IEP Yes Average	737
IEP No Average	772
504 Average	768
Female Average	765
Male Average	770
Non-Binary/Undesignated	-

RFH's NJGPA Results-Math Historical (Spring 2025)





NJGPA-Future Implications (Spring 2025)

- 4 of 5 ELA students deemed “Not Graduation Ready” do not currently meet alternate NJDOE Graduation Pathways
- 7 of 15* Math students deemed “Not Graduation Ready” do not currently meet alternate NJDOE Graduation Pathways
- Students who scored between 700-724 will retest in the fall
- After the NJGPA Fall administration, students who have still failed to meet the 725 NJGPA threshold and haven’t met the second pathways (PSAT, SAT or ACT scores) will go through the portfolio process to meet NJDOE graduation requirements
- Will discuss with staff to set goals for instruction; discussion will include analysis of standards that need improvement

**Only reflects members of the Class of 2026*



Any questions?

Presentation available on www.rumsonfairhaven.org.